

MIDI Organ console 3M1P

Wiring diagram

2017/2018

www.thisisnotapipe.org

Title 3M1P MIDI CONSOLE		
Author Nemo www.thisisnotapipe.org		
File J8_20171006_Schématique\TINAP20180123.dsn		Document
Revision 1.2	Date 2018/01/22	Sheets 1/9

Page	Content	Item	Ref.	Comment
1	Front page			
2	Content table			
3	Logic overview			
4	Power supply	Power supply 220VAC/12VDC Power spilt terminal 12VDC2		
5	Grounding	Manual I Manual II Manual III Pedal board MIDI Scan board MIDI Scan board MIDI Scan board MIDI Scan board MIDI Encoder	KEYMUX64-1 KEYMUX64-2 KEYMUX64-3 KEYMUX64-4 HWCE2	
6	Manual I	Manual I Busbar Man. I Terminal Man. I 01 - 16 Terminal Man. I 17 - 32 Terminal Man. I 33 - 48 Terminal Man. I 49 - 64	BO16-11 BO16-12 BO16-13 BO16-14	
7	Manual II	Manual II Busbar Man. II Terminal Man. II 01 - 16 Terminal Man. II 17 - 32 Terminal Man. II 33 - 48 Terminal Man. II 49 - 64	BO16-21 BO16-22 BO16-23 BO16-24	
8	Manual III	Manual III Busbar Man. III Terminal Man. III 01 - 16 Terminal Man. III 17 - 32 Terminal Man. III 33 - 48 Terminal Man. III 49 - 64	BO16-31 BO16-32 BO16-33 BO16-34	
9	Pedal board	Pedal board GND line Ped. Terminal Ped. 01 - 16 Terminal Ped. 17 - 32 Terminal Ped. 33 - 48 Terminal Ped. 49 - 64	BO16-41 BO16-42 BO16-43 BO16-44	Spare Spare

Title Content table		
Author Nemo www.thisisnotapipe.org		
File J8_20171006_Schématique\TINAP20180123.dsn	Document	
Revision 1.2	Date 2018/01/22	Sheets 2/9

Man. I

Man. II

Man. III

Ped.

B016 - 11

B016 - 12

B016 - 13

B016 - 14

B016 - 21

B016 - 22

B016 - 23

B016 - 23

B016 - 31

B016 - 32

B016 - 33

B016 - 34

B016 - 41

B016 - 42

Spare
B016 - 43

Spare
B016 - 44

KeyMux64 - 1

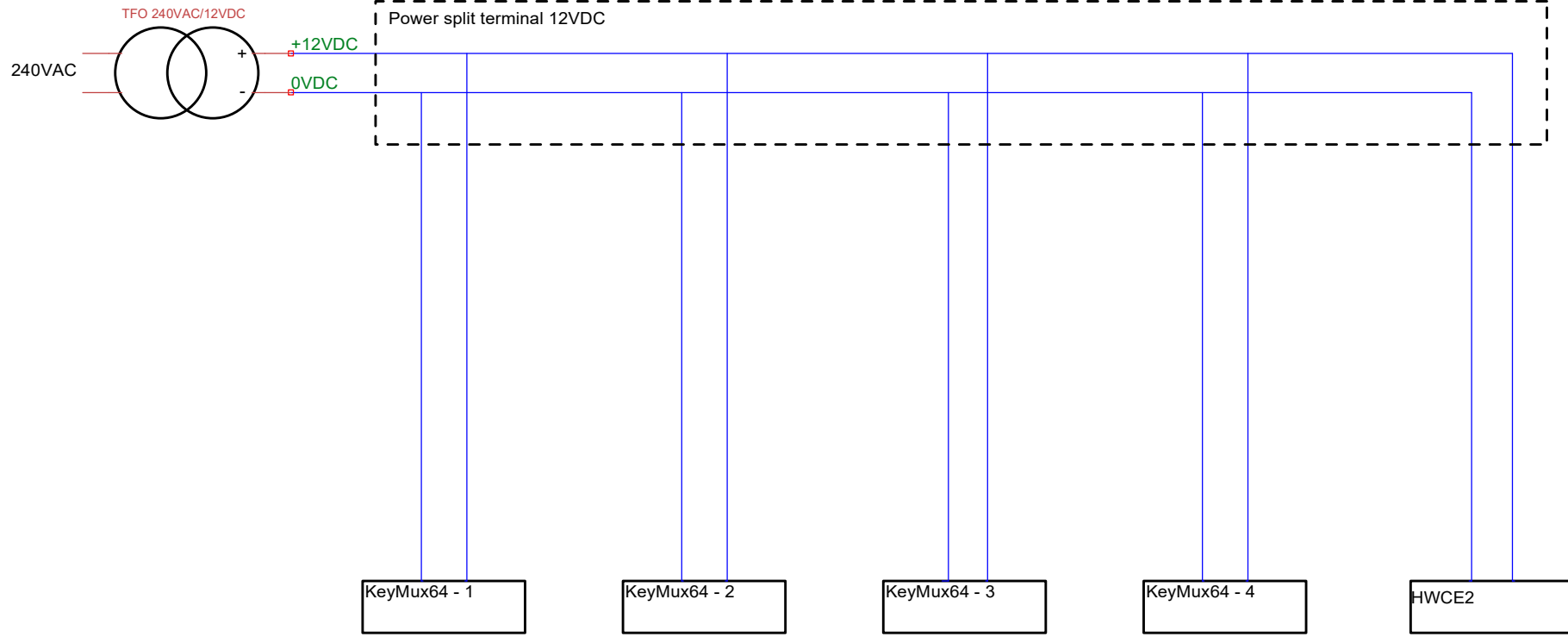
KeyMux64 - 2

KeyMux64 - 3

KeyMux64 - 4

HWCE2

Title Logic overview		
Author Nemo www.thisisnotapipe.org		
File J8_20171006_Schématique\TINAP20180123.dsn	Document	
Revision 1.2	Date 2018/01/22	Sheets 3/9



Title Power supply		
Author Nemo www.thisisnotapipe.org		
File J8_20171006_Schématique\TINAP20180123.dsn	Document	
Revision 1.2	Date 2018/01/22	Sheets 4/9

Man. I

Man. II

Man. III

Ped.

KeyMux64 - 1

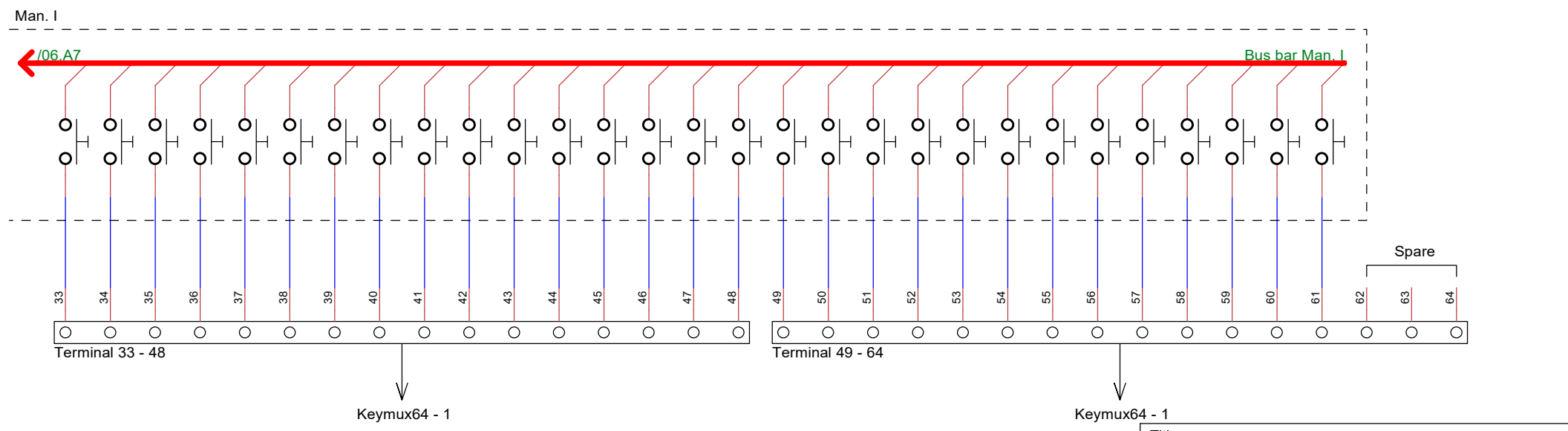
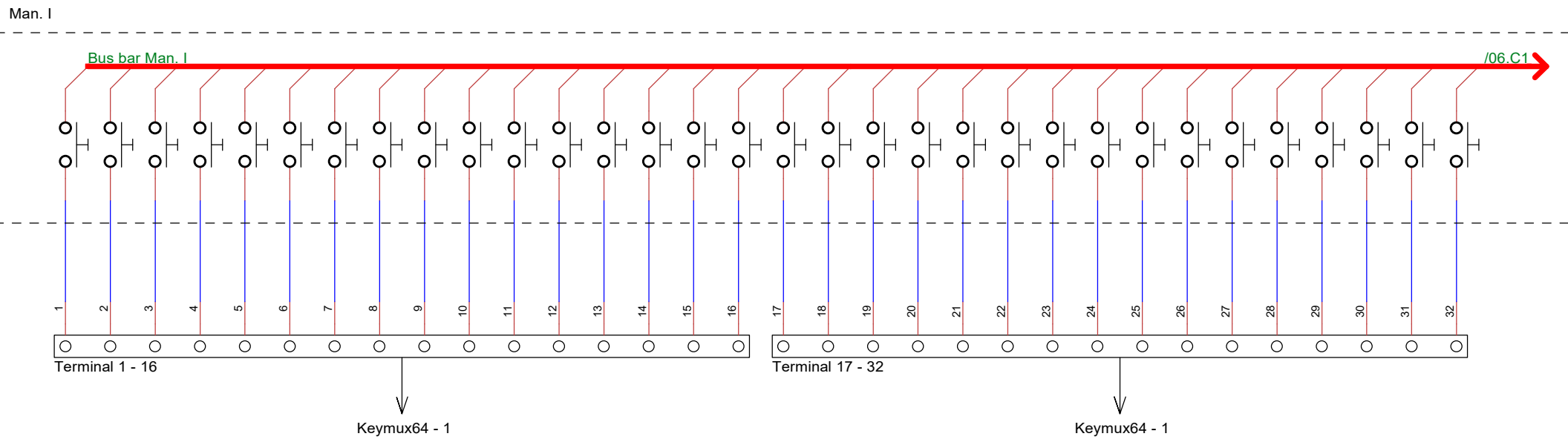
KeyMux64 - 2

KeyMux64 - 3

KeyMux64 - 4

HWCE2

Title		
Grounding		
Author		
Nemo		
www.thisisnotapipe.org		
File		Document
J8_20171006_Schématique\TINAP20180123.dsn		
Revision	Date	Sheets
1.2	2018/01/22	5/9

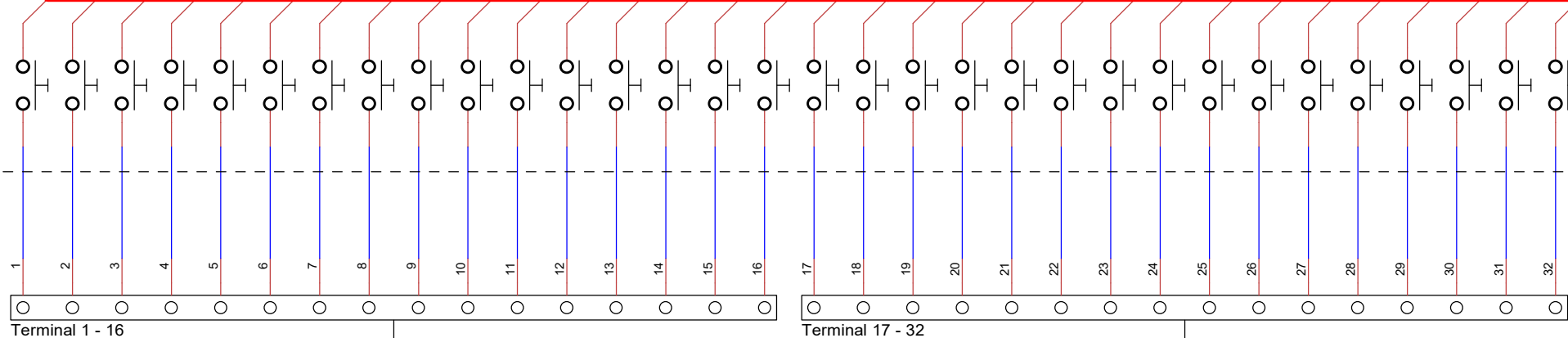


Title Manual I		
Author Nemo www.thisisnotapipe.org		
File J8_20171006_Schématique\TINAP20180123.dsn	Document	
Revision 1.2	Date 2018/01/22	Sheets 6/6

Man. II

Bus bar Man. II

/07.C1



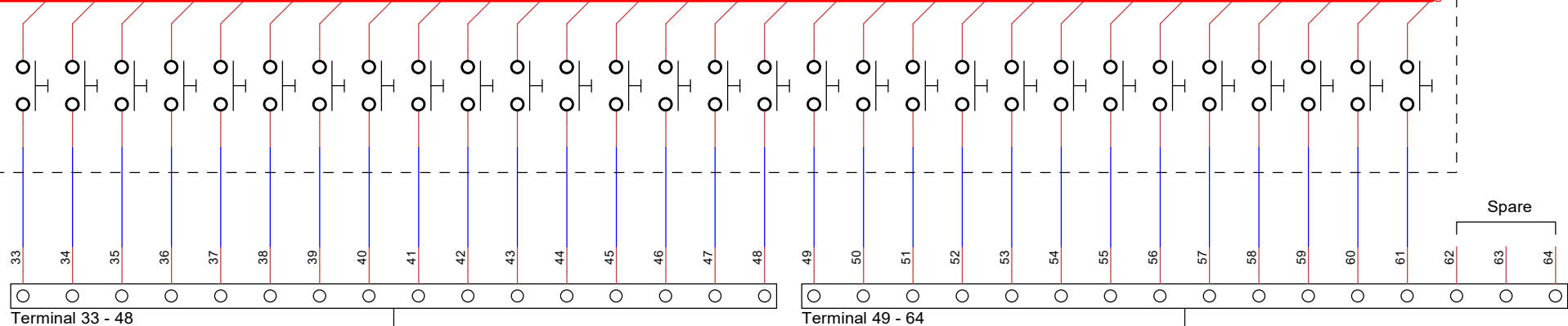
Keymux64 - 2

Keymux64 - 2

Man. II

/07.A7

Bus bar Man. II



Keymux64 - 2

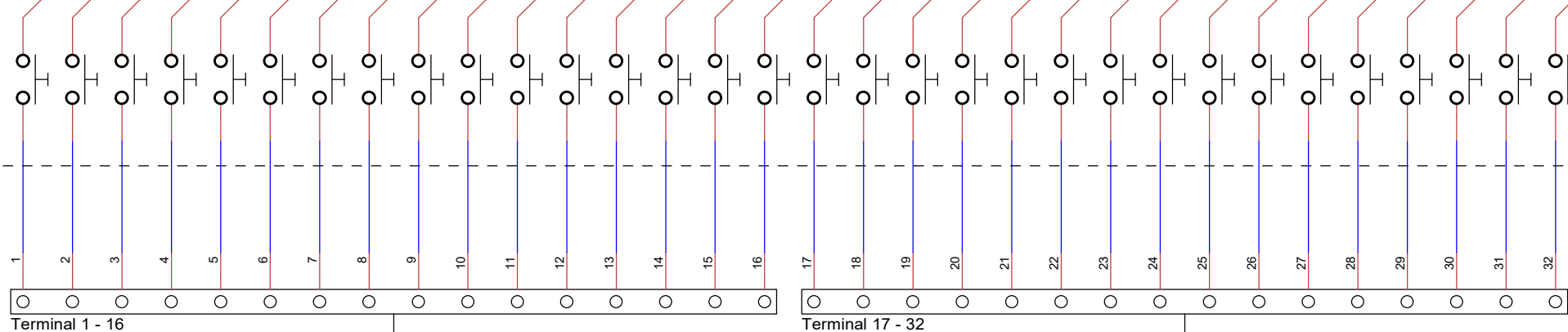
Keymux64 - 2

Title Manual II		
Author Nemo www.thisisnotapipe.org		
File J8_20171006_Schématique\TINAP20180123.dsn	Document	
Revision 1.2	Date 2018/01/22	Sheets 7/9

Man. III

Bus bar Man. III

/08.C1



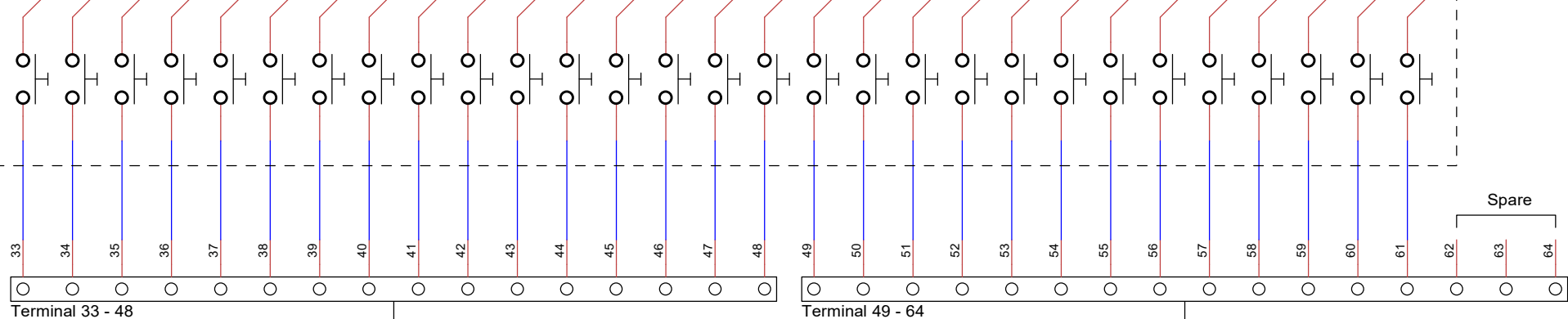
Keymux64 - 3

Keymux64 - 3

Man. III

/08.A7

Bus bar Man. III

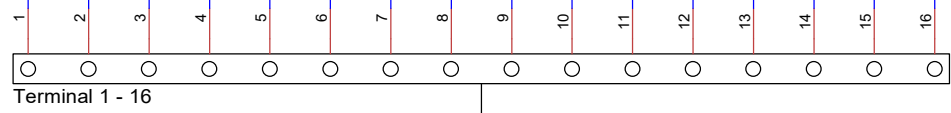
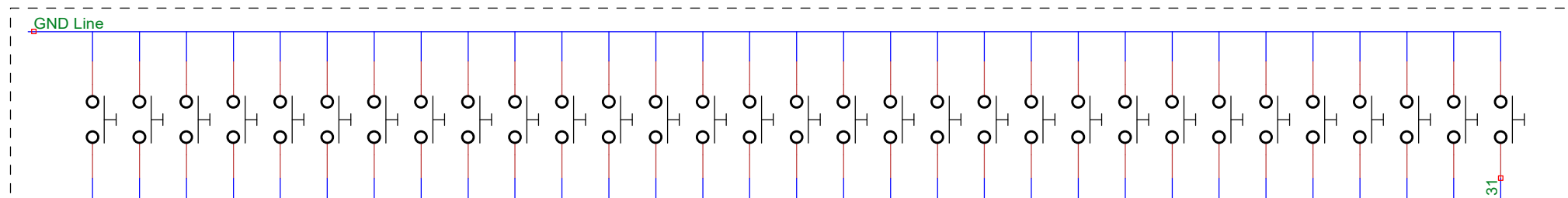


Keymux64 - 3

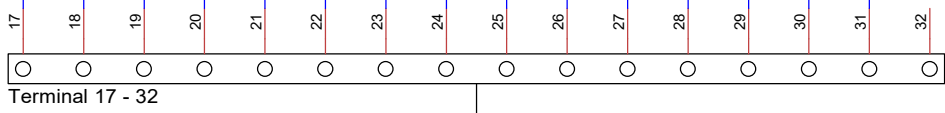
Keymux64 - 3

Title Manual III		
Author Nemo www.thisisnotapipe.org		
File 08_20171006_Schématique\TINAP20180123.dsn	Document	
Revision 1.2	Date 2018/01/22	Sheets 8/9

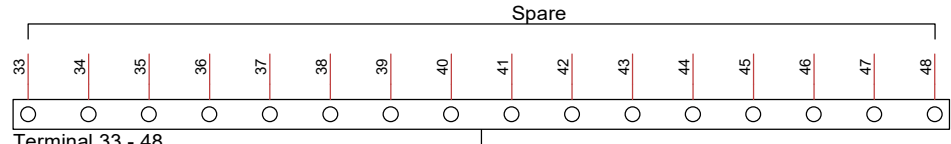
Pedal board



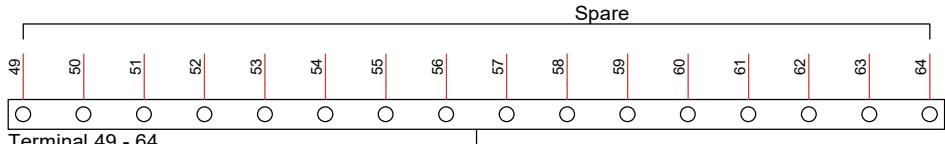
Keymux64 - 4



Keymux64 - 4



Keymux64 - 4



Keymux64 - 4

Title Pedal board		
Author Nemo www.thisisnotapipe.org		
File J8_20171006_Schématique\TINAP20180123.dsn		Document
Revision 1.2	Date 2018/01/22	Sheets 9/9